

SUPREME COURT OF THE UNITED STATES
SUMMARY STATEMENT RELATING APPROPRIATION ESTIMATES TO THE CURRENT APPROPRIATION

Fiscal Year 2021 Enacted Appropriation			\$ 108,037,000								
	<table border="1" style="margin-left: auto; margin-right: auto;"> <thead> <tr> <th colspan="2">Requirements</th> </tr> <tr> <th style="text-align: center;">2021</th> <th style="text-align: center;">2022</th> </tr> <tr> <th style="text-align: center;">Enacted</th> <th style="text-align: center;">Requested</th> </tr> <tr> <th style="text-align: center;">Appropriation</th> <th style="text-align: center;">Appropriation</th> </tr> </thead> </table>		Requirements		2021	2022	Enacted	Requested	Appropriation	Appropriation	
Requirements											
2021	2022										
Enacted	Requested										
Appropriation	Appropriation										
Salaries and Expenses - Mandatory	\$ 2,729,000	\$ 2,763,000									
Salaries and Expenses - Discretionary	94,690,000	97,501,000									
Salaries and Expenses - Subtotal	97,419,000	100,265,000									
Care of the Building and Grounds	10,618,000	10,309,000									
Totals	108,037,000	110,574,000									
Proposed Increase over Fiscal Year 2021 Enacted Appropriation			\$ 2,537,000								
Total Requested Budget Authority, Fiscal Year 2022			\$ 110,574,000								

**SUPREME COURT OF THE UNITED STATES
SALARIES AND EXPENSES
SUMMARY STATEMENT OF ACCOUNT REQUIREMENTS**

	Mandatory	Discretionary	Total
Fiscal Year 2021 Enacted Appropriation	\$ 2,729,000	\$ 94,690,000	\$ 97,419,000
Fiscal Year 2022 Appropriation Request	2,763,000	97,501,000	100,265,000
Requested Increase from Fiscal Year 2021 Enacted Appropriation	34,000	2,811,000	2,846,000

**APPROPRIATION LANGUAGE
SUPREME COURT OF THE UNITED STATES
SALARIES AND EXPENSES**

For expenses necessary for the operation of the Supreme Court, as required by law, excluding care of the building and grounds, including hire of passenger motor vehicles as authorized by 31 U.S.C. 1343 and 1344; not to exceed \$10,000 for official reception and representation expenses; and for miscellaneous expenses, to be expended as the Chief Justice may approve, [\$94,690,000]~~\$97,501,000~~, of which \$1,500,000 shall remain available until expended.

In addition, there are appropriated such sums as may be necessary under current law for salaries of the chief justice and associate justices of the court.

(P.L. 116-260, Financial Services and General Government Appropriations Act, 2021)

		FTE	Amount	FTE	Amount	FTE	Amount
Fiscal Year 2021 Enacted Appropriation		9	2,729	515	94,690	524	97,419
<u>Adjustments to Base to Maintain Current Services</u>							
Page	No.	A. Justices					
1.16	1.		21	-	-	-	21
1.16	2.	-	7	-	-	-	7
1.16	3.						
	a.	-	3	-	-	-	3
	b.	-	4	-	-	-	4
B. Personnel							
<i>Pay and Benefit Adjustments</i>							
1.17	4.	-		-	478	-	478
1.17	5.	-	-	-	173	-	173
1.17	6.	-	-	-	478	-	478
1.17	7.						
	a.	-	-	-	119	-	119
	b.	-	-	-	23	-	23
	c.	-	-	-	626	-	626
C. Other Adjustments							
<i>General Inflationary Adjustments</i>							
1.18	8.	-	-	-	521	-	521
1.18	9.	-	-	-	11	-	11
1.18	10.	-	-	2	383	2	383
Subtotal, adjustments to base to maintain current services		-	34	2	2,811	2	2,846
Total Appropriation Required, Fiscal Year 2022		9	2,763	517	97,501	526	100,265

*Line items may not sum to totals due to rounding.

**SUPREME COURT OF THE UNITED STATES
SALARIES AND EXPENSES
OBLIGATIONS BY ACTIVITY (\$000)**

Activity	Fiscal Year 2020 Actual	Fiscal Year 2021 Assumed	Fiscal Year 2022 Request
Salaries and Expenses, Total Obligations	88,680	97,419	100,265
Unobligated Balance, Expiring	2,199	-	-
Available Appropriation	90,879	97,419	100,265
Available Appropriation - Mandatory	2,680	2,729	2,763
Available Appropriation - Discretionary	88,199	94,690	97,501

Object Classification (\$000)*

Description	Fiscal Year 2020 Actual	Fiscal Year 2021 Assumed	Fiscal Year 2022 Request
11 Personnel compensation	49,853	52,803	53,960
12 Personnel benefits	18,684	21,057	22,213
13 Benefits of former personnel	17	6	6
21 Travel	579	1,392	1,420
22 Transportation of things	82	91	92
23 Rent, communications and utilities	1,214	1,282	1,313
24 Printing and reproduction	376	440	449
25 Other services	10,748	12,113	12,355
26 Supplies and materials	2,615	2,475	2,525
31 Equipment	4,512	5,761	5,931
Total Obligations	88,680	97,419	100,265

*Line items may not sum to totals due to rounding.

**SUPREME COURT OF THE UNITED STATES
SALARIES AND EXPENSES
RELATION OF OBLIGATIONS TO OUTLAYS (\$000)**

	Fiscal Year 2020 Actual	Fiscal Year 2021 Assumed	Fiscal Year 2022 Request
Obligations incurred	88,680	97,419	100,265
Obligated balance, start of year	13,109	15,617	14,981
Obligated balance, end of year	(15,617)	(14,981)	(15,719)
Outlays*	86,172	98,054	99,526

Personnel Summary

	Fiscal Year 2020 Actual	Fiscal Year 2021 Assumed	Fiscal Year 2022 Request
Total compensable work years: Full-time equivalent employment	508	524	526

**Line items may not sum to totals due to rounding.*

**SUPREME COURT OF THE UNITED STATES
SALARIES AND EXPENSES
TECHNOLOGY FUND OBLIGATIONS AND FINANCING (NO-YEAR FUNDING)
(\$000)**

Activity	Fiscal Year 2020 Actual	Fiscal Year 2021 Assumed	Fiscal Year 2022 Request
Unobligated Balance, Beginning of the Year	3,002	3,215	2,615
Deposits	1,500	1,500	1,500
Unobligated Balance, End of the Year	(3,215)	(2,615)	(2,615)
Technology Fund, Total Obligations	1,286	2,100	1,500

FY 2020 Actual: Began Network Infrastructure refresh at Court and TMFJB (four year project); Evaluation and planning for cellular/wifi infrastructure upgrade; Upgraded server hosts in Court; Began proof of concept for proposed configuration of new website infrastructure to include advanced content management capabilities in the Court Lab environment; Began planning for VOIP implementation.

FY 2021 Projected: Continuation of Network Infrastructure refresh (3 years remaining); Evaluation and replacement of end of life Intrusion Protection System and Mail Room equipment; Continuation of planning and evaluation for website development, including advanced Content Management Capability; Begin VOIP implementation, replacing end of life PBX.

FY 2022 Request: Continuation of Network Infrastructure refresh; Upgrade end of life lab SAN storage system; Implement enhancements to WAN routing backbone; Finalize VOIP implementation.

**Table SC.1
Summary of Supreme Court Cases**

Term*	Case Filings During Term	Carried Over From Prior Term	Total Cases	Original & Paid	In Forma Pauperis	Total Cases Disposed Of	Total Cases Not Disposed Of
1980	4,174	970	5,144	2,773	2,371	4,255	889
1981	4,422	889	5,311	2,957	2,354	4,433	878
1982	4,201	878	5,079	2,727	2,352	4,201	878
1983	4,222	878	5,100	2,706	2,394	4,141	959
1984	4,047	959	5,006	2,590	2,416	4,261	745
1985	4,413	745	5,158	2,581	2,577	4,275	883
1986	4,240	883	5,123	2,559	2,564	4,348	775
1987	4,493	775	5,268	2,593	2,675	4,387	881
1988	4,776	881	5,657	2,599	3,058	4,829	828
1989	4,918	828	5,746	2,430	3,316	4,932	814
1990	5,502	814	6,316	2,365	3,951	5,412	904
1991	5,866	904	6,770	2,463	4,307	5,828	942
1992	6,303	942	7,245	2,453	4,792	6,356	889
1993	6,897	889	7,786	2,454	5,332	6,682	1,104
1994	6,996	1,104	8,100	2,526	5,574	7,132	968
1995	6,597	968	7,565	2,467	5,098	6,599	966
1996	6,634	966	7,600	2,435	5,165	6,689	911
1997	6,781	911	7,692	2,439	5,253	6,718	974
1998	7,109	974	8,083	2,394	5,689	7,015	1,068
1999	7,377	1,068	8,445	2,421	6,024	7,332	1,113
2000	7,852	1,113	8,965	2,314	6,651	7,713	1,252
2001	7,924	1,252	9,176	2,218	6,958	8,025	1,151
2002	8,255	1,151	9,406	2,197	7,209	8,337	1,069
2003	7,814	1,068	8,882	2,064	6,818	7,790	1,092
2004	7,496	1,092	8,588	2,045	6,543	7,501	1,087
2005	8,521	1,087	9,608	2,033	7,575	8,209	1,399
2006	8,857	1,399	10,256	2,075	8,181	8,895	1,361
2007	8,241	1,361	9,602	1,974	7,628	8,375	1,227
2008	7,738	1,228	8,966	1,945	7,021	7,824	1,142
2009	8,159	1,142	9,301	1,913	7,388	8,096	1,205
2010	7,857	1,205	9,062	1,895	7,167	7,828	1,234
2011	7,713	1,239	8,952	1,870	7,082	7,656	1,296
2012	7,509	1,297	8,806	1,809	6,997	7,602	1,204
2013	7,376	1,204	8,580	1,874	6,706	7,547	1,033
2014	7,033	1,033	8,066	1,851	6,215	7,006	1,060
2015	6,475	1,060	7,535	1,847	5,688	6,506	1,029
2016	6,305	1,029	7,334	1,857	5,477	6,260	1,074
2017	6,315	1,075	7,390	2,070	5,320	6,206	1,184
2018	6,442	1,184	7,626	1,924	5,702	6,528	1,098
2019	5,411	1,123	6,534	1,828	4,706	5,712	822

*October Term 2019 corresponds with fiscal year 2020.

**Table SC.2
Summary of Case Dispositions**

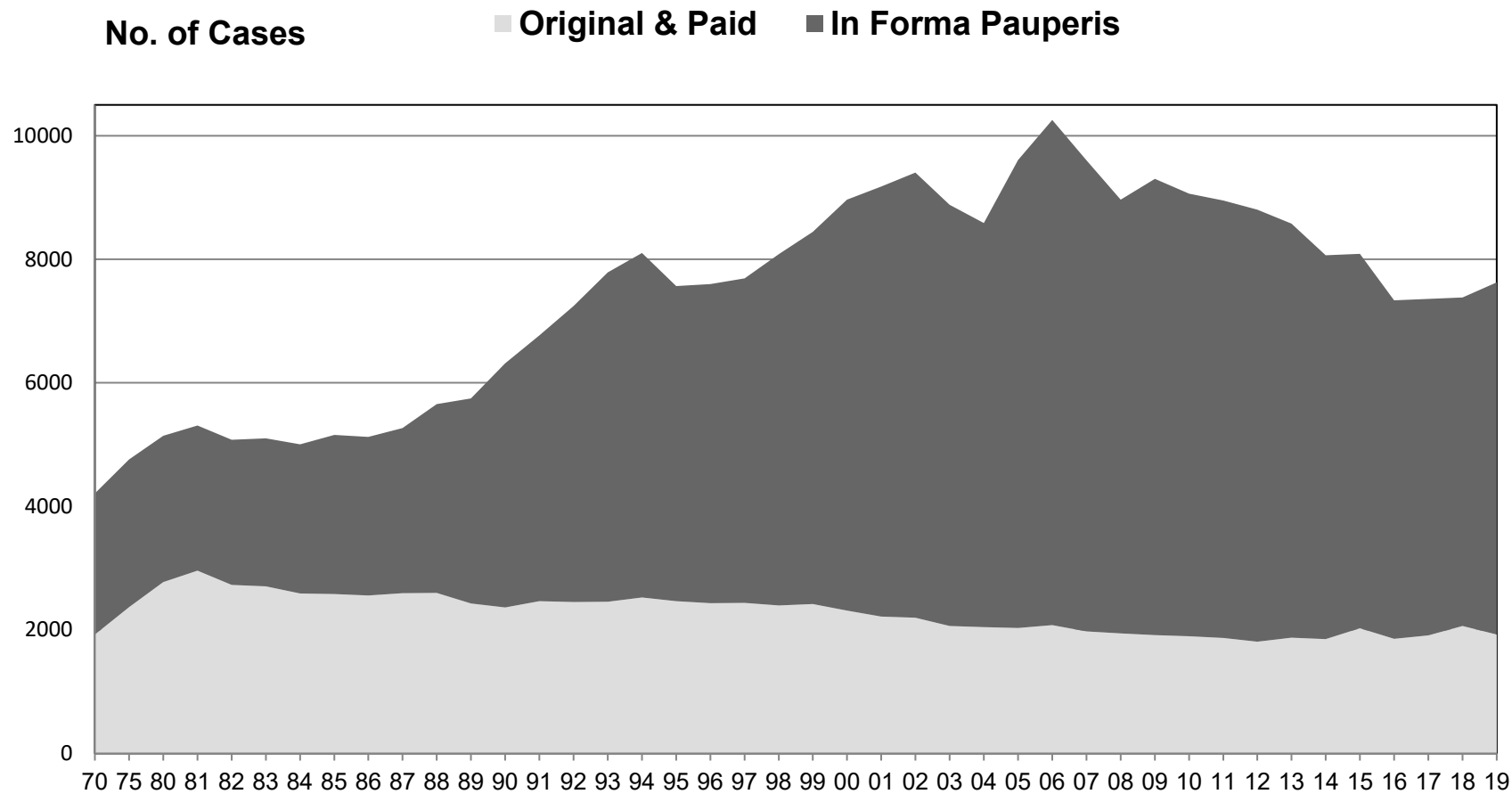
Term	Cases Granted Review		Cases Reviewed and Decided Without Argument During Term	Cases Granted Review During Term
	Argued This Term	Disposed of by Opinion		
1980	154	152	122	183
1981	184	170	126	201
1982	183	174	119	179
1983	184	174	81	149
1984	175	159	73	185
1985	171	171	106	187
1986	175	174	109	167
1987	167	160	87	180
1988	170	168	107	147
1989	146	146	80	123
1990	125	125	115	141
1991	127	123	77	121
1992	116	115	113	97
1993	99	99	70	99
1994	94	94	69	96
1995	90	90	120	106
1996	90	90	83	87
1997	96	94	51	90
1998	90	88	59	81
1999	83	79	54	92
2000	86	83	127	99
2001	88	85	72	88
2002	84	79	66	91
2003	91	89	52	87
2004	87	85	826	80
2005	90	82	105	78
2006	78	74	280	77
2007	75	72	208	95
2008	87	83	95	88
2009	82	77	95	78
2010	86	83	84	90
2011	79	73	137	66
2012	77	76	88	93
2013	79	77	72	76
2014	75	75	112	68
2015	82	76	146	81
2016	71	68	71	75
2017	69	63	103	78
2018	72	69	56	86
2019	73	69	105	60

**Table SC.3
Applications to Individual Justices,
Including Capital Cases**

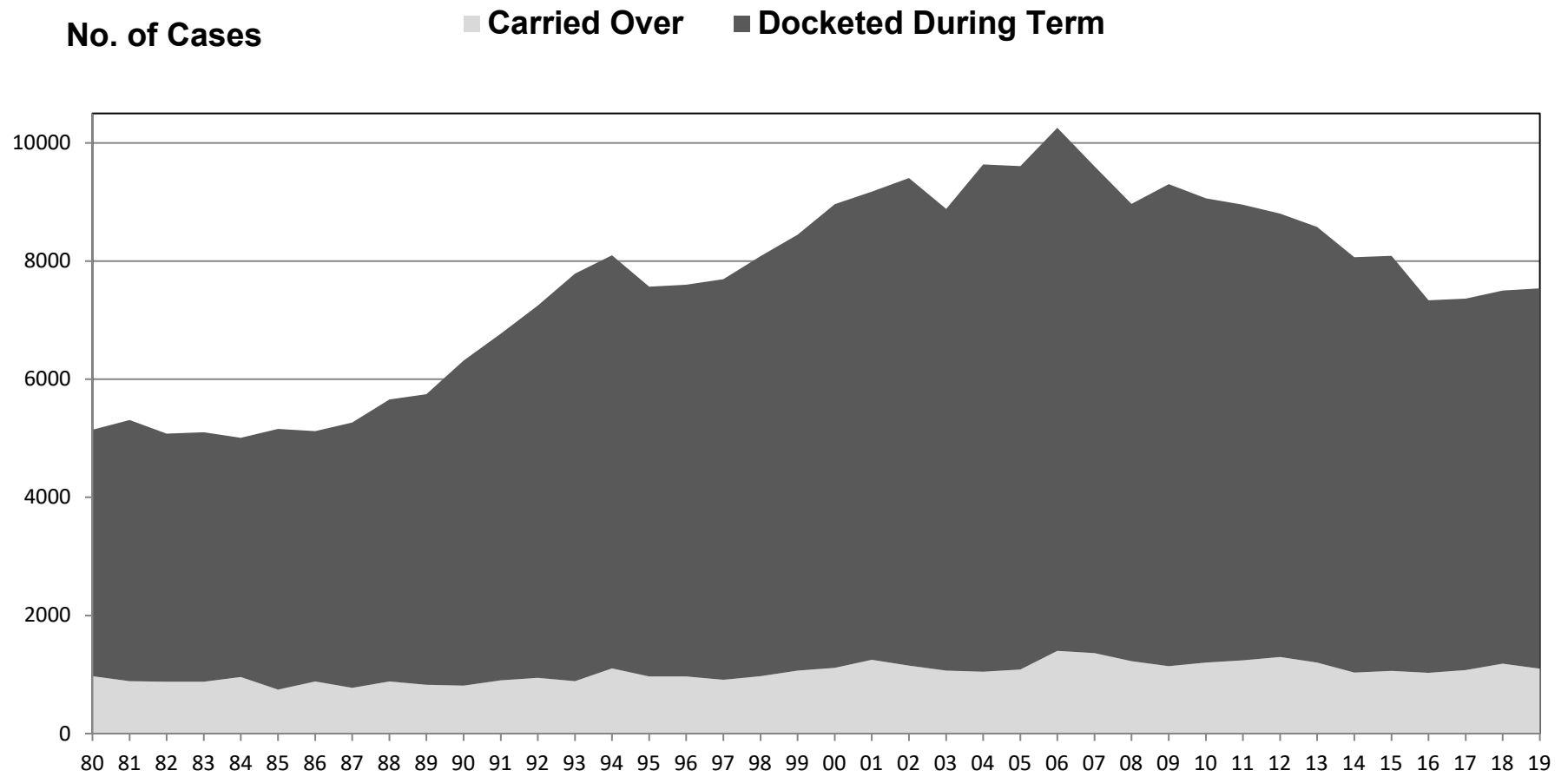
Term	Applications for Relief to Individual Justices	Chambers Opinions	Applications for Stay in Capital Cases*
1980	1,096	11	32
1981	1,145	7	39
1982	1,077	19	45
1983	1,072	14	76
1984	982	11	62
1985	1,050	6	66
1986	951	11	86
1987	1,001	3	60
1988	1,064	5	90
1989	929	0	71
1990	984	3	55
1991	968	1	74
1992	974	2	76
1993	1,113	5	79
1994	992	5	82
1995	1,067	5	87
1996	935	1	110
1997	985	1	115
1998	1,100	0	133
1999	1,085	0	132
2000	1,145	1	87
2001	1,006	2	91
2002	1,096	3	99
2003	1,064	2	86
2004	1,081	3	68
2005	1,236	2	112
2006	1,243	2	71
2007	1,094	3	20
2008	1,167	2	63
2009	1,268	2	60
2010	1,277	2	65
2011	1,256	1	61
2012	1,251	2	44
2013	1,286	1	73
2014	1,313	0	73
2015	1,303	0	47
2016	1,269	0	43
2017	1,425	0	45
2018	1,369	0	39
2019	1,071	0	32

*Some Applications addressed to a Justice are referred to the whole Court for decision.

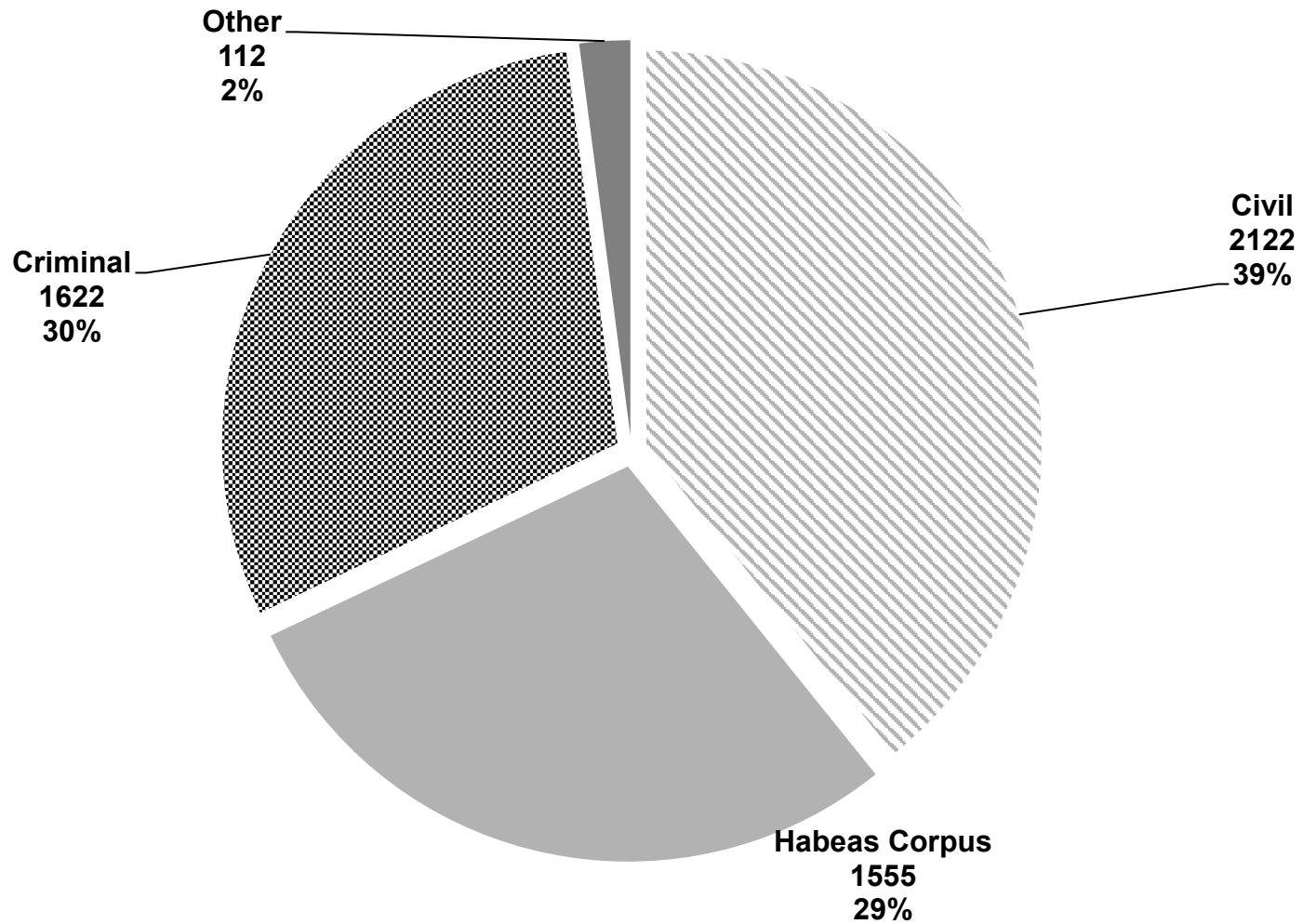
Cases on Docket By Type



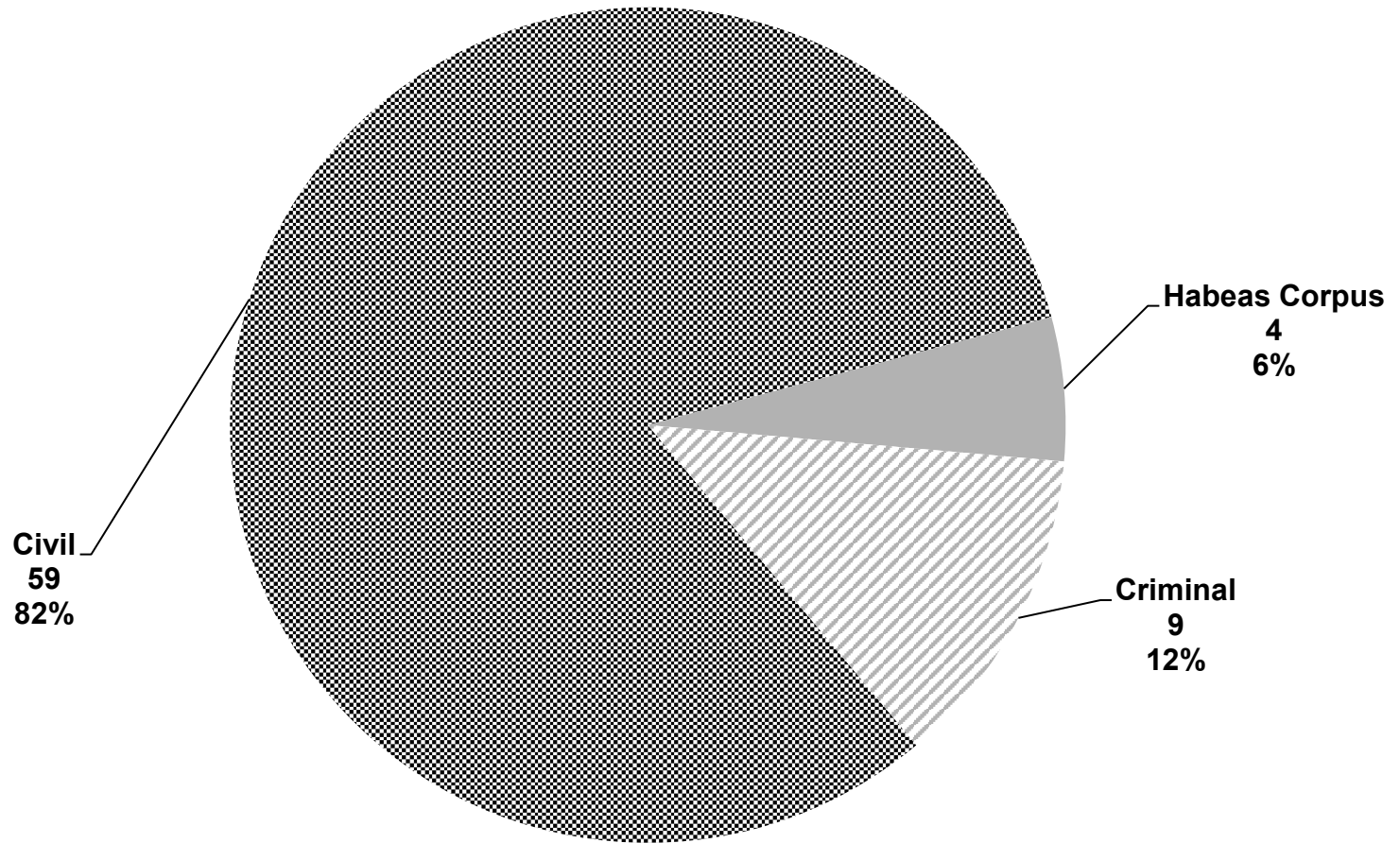
Cases Carried Over & Docketed



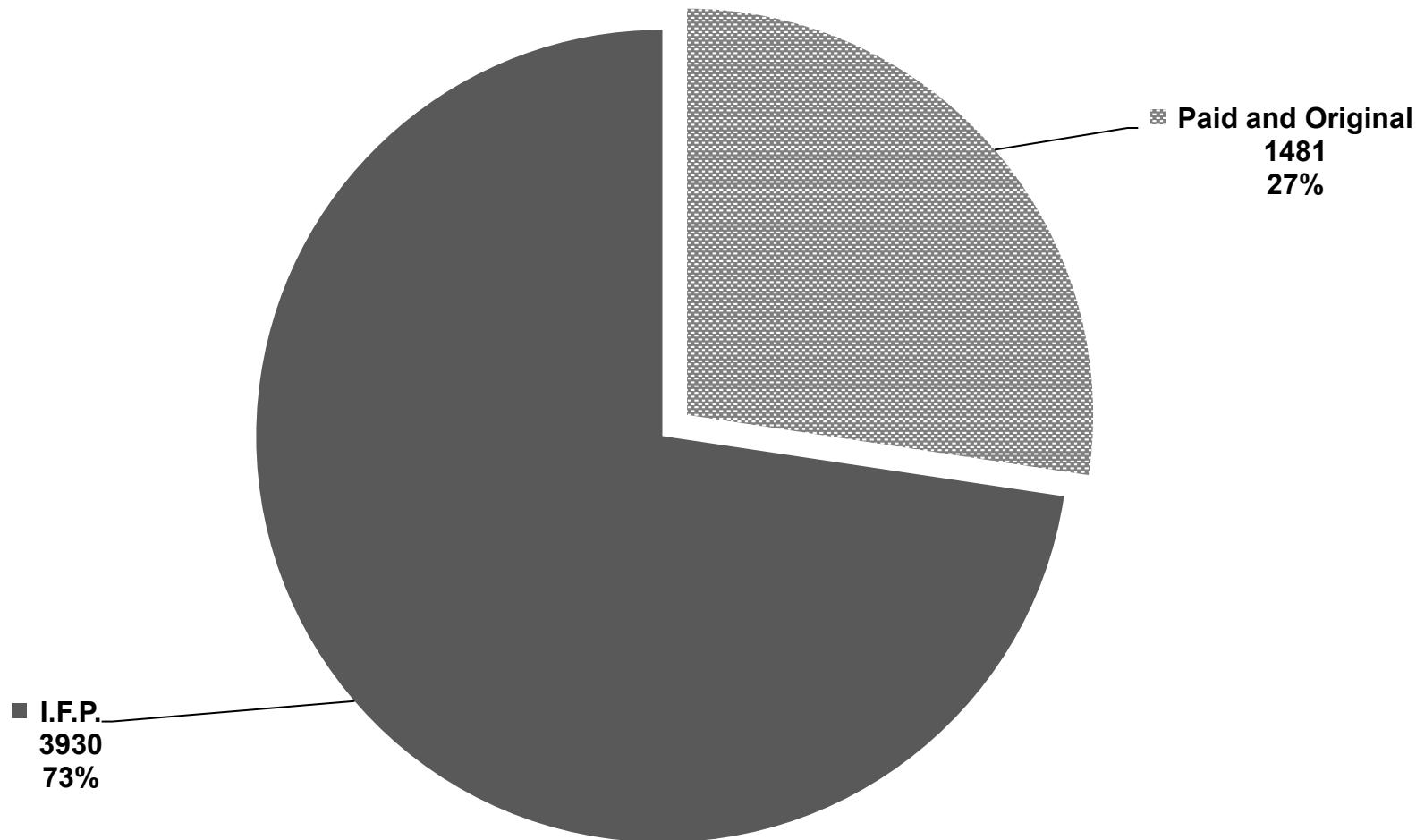
Cases Docketed By Type



Cases Argued By Type



Cases Docketed



GENERAL STATEMENT AND INFORMATION

The Supreme Court Salaries and Expenses account funds salaries of the Chief Justice, eight Associate Justices, the Counselor to the Chief Justice, the four Statutory Officers of the Court, and the employees of the Court. The account also funds the necessary expenses of the Court, including printing and binding of the Supreme Court reports, purchasing books for the Supreme Court, and miscellaneous expenses.

The fiscal year (FY) 2022 request for the Court totals \$100,265,000. The request is the sum of \$2,763,000 of mandatory appropriations and \$97,501,000 of discretionary appropriations, including \$1,500,000 of no-year funding for planning and implementing periodic Court-wide technology and automation upgrades.

FISCAL YEAR 2021 APPROPRIATIONS

The judiciary built the FY 2022 discretionary budget request for the Supreme Court Salaries and Expenses account on the FY 2021 enacted appropriation, which is \$94,690,000. This amount fully funds the Supreme Court's FY 2022 requirements. For bill language, the judiciary used the language from P.L. 116-260, Financial Services and General Government Appropriations Act, 2021.

JUSTIFICATION OF CHANGES

The FY 2022 request for the Court includes \$2,763,000 for mandatory expenses and \$97,501,000 for discretionary expenses. The discretionary request is a 3.0 percent increase over the FY 2021 enacted level. The request includes \$2.8 million in necessary adjustments to maintain current services. The request also includes no-year funding for planning and implementing periodic Court-wide technology and automation upgrades totaling \$1,500,000.

Adjustments to base to maintain current services include funds for pay and benefits increases for current Justices and staff. Also included are increased costs of ongoing activities such as physical security and cybersecurity, supplies, equipment, furnishings, automation, and offsite warehouse space for activities that include mail screening.

ADJUSTMENTS TO BASE TO MAINTAIN CURRENT SERVICES

A. JUSTICES

1. Proposed 2022 pay adjustment

Mandatory Increase: \$21,000

The judiciary is assuming federal pay rates will increase by 1.0 percent in January 2022. The requested increase provides for the cost of nine months of the anticipated pay adjustment in FY 2022, from January 2022 to September 2022. (If the pay

adjustment included in the President's FY 2022 budget request is different from this 1.0 percent guidance, the judiciary will revise this line item in its FY 2022 budget re-estimate.)

2. Annualization of 2021 pay adjustment

Mandatory Increase: \$7,000

The requested increase provides for the annualized costs of a 2021 Employment Cost Index pay adjustment. Based on the enacted appropriation, federal pay rates for justices increased by 1.0 percent, effective as of January 2021. The requested increase provides for the cost of three months (from October 2021 to December 2021) of the 2021 pay increase in FY 2022.

3. Benefits increase

a. Health benefits

Mandatory Increase: \$3,000

Based on information from the Office of Personnel Management, agency health benefit premium contributions are projected to increase by an average of 3.0 percent both in January 2021 and January 2022. The requested increase annualizes the 2021 premium increase and includes a nine-month provision for an estimated 3.0 percent increase anticipated for FY 2022.

b. FICA adjustment

Mandatory Increase: \$4,000

Based on information from the Social Security Administration, employer contributions to the Old Age, Survivor, and Disability Insurance (OASDI) portion of the FICA tax will increase in 2021. The salary cap for OASDI increased from \$137,700 to \$142,800 in January 2021. The requested amount is needed to pay the agency's contribution in FY 2022.

B. PERSONNEL

Pay and Benefit Adjustments

4. Proposed 2022 pay adjustment

Requested Increase: \$478,000

The judiciary is assuming federal pay rates will increase by 1.0 percent in January 2022. The requested increase provides for the cost of nine months of the anticipated pay raise in FY 2022, from January 2022 to September 2022. (If the pay adjustment included in the President's FY 2022 budget request is different from this 1.0 percent guidance, the judiciary will revise this line item in its FY 2022 budget re-estimate.)

5. Annualization of 2021 pay adjustment

Requested Increase: \$173,000

The requested increase provides for the annualized costs of a 2021 Employment Cost Index pay adjustment for federal

civilian workers. Based on the enacted appropriation, federal pay rates increased by an average of 1.0 percent, effective as of January 2021. The requested increase provides for the cost of three months (from October 2021 to December 2021) of the 2021 pay increase in FY 2022.

6. Promotions and within-grade increases

Requested Increase: \$478,000

The requested increase provides for promotions and within-grade increases for personnel. The salary plan for judicial support personnel provides for periodic within-grade increases for staff who receive at least a satisfactory performance rating.

7. Benefits increases

a. Health benefits

Requested Increase: \$119,000

Based on information from the Office of Personnel Management, agency health benefit premium contributions are projected to increase by an average of 3.0 percent both in January 2021 and January 2022. The requested increase annualizes the 2021 premium increase and includes a nine-month provision for an estimated 3.0 percent increase anticipated for FY 2022.

b. FICA adjustment

Requested Increase: \$23,000

Based on information from the Social Security Administration, employer contributions to the Old Age, Survivor, and Disability Insurance (OASDI) portion of the FICA tax will increase in 2021. The salary cap for OASDI increased from \$137,700 to \$142,800 in January 2021. The requested amount is needed to pay the agency contribution in FY 2022.

c. FERS adjustment

Requested Increase: \$626,000

Consistent with guidance from the Office of Management and Budget, funds are requested for an increase in the agency contribution rate to Federal Employees Retirement System (FERS) plans for FY 2022. For most employees, the agency contribution rate will increase from 17.3 percent to 18.4 percent. Any FERS increase is in accordance with revised estimates of the cost of providing benefits by the Board of Actuaries of the Civil Service Retirement and Disability System.

C. OTHER ADJUSTMENTS

General Inflationary Adjustments

8. Inflationary increases in charges for contracts, services, supplies, and equipment

Requested Increase: \$521,000

Consistent with guidance from the Office of Management and Budget, the requested increase is required to fund inflationary adjustments of 2.0 percent for operating expenses such as travel, communications, printing, contractual services, supplies and materials, and furniture and equipment.

9. Inflationary increase and adjustments in GSA space rental costs

Requested Increase: \$11,000

This request represents a 4.0 percent increase in the cost of GSA space rental charges for warehouse space in FY 2022.

10. Annualization of four new positions provided for in FY 2021

Requested Increase: \$383,000

FTE: 2

The FY 2021 enacted appropriation provided funding necessary for four new administrative positions, hardware and software system upgrades, specialized services, and other costs associated with administrative improvements to enhance the Supreme Court's security programs. This request includes funding for the remainder of those positions' salaries and benefits, which were pro-rated for half of the fiscal year.